







Bee Stinging Sevens

Roll 2 dice and count the total. Cross out that number in the top row. If it is already crossed out on the top row, move down to the next row.

Keep playing until one person has crossed out the numbers 2 – 12 in the first row without crossing out all seven 7s. If a player covers all seven 7s before crossing out 2 – 12, the game is over.


2	3	4	5	6		8	9	10	11	12
2	3	4	5	6		8	9	10	11	12
2	3	4	5	6		8	9	10	11	12
2	3	4	5	6		8	9	10	11	12
2	3	4	5	6		8	9	10	11	12
2	3	4	5	6		8	9	10	11	12
2	3	4	5	6		8	9	10	11	12



TERMS OF USE:

All rights reserved. Purchase of this lesson unit entitles the purchaser the right to reproduce the pages in limited quantities for ONE classroom use only.

Duplication for more than one classroom such as another



teacher, a grade level, school, an entire school system or commercial purposes is strictly forbidden without written permission from Danielle Collins. You may contact me at:

Matt_danielle1428@yahoo.com

Copying any part of this product and placing it on the internet in any form, even a personal classroom blog or website, is strictly forbidden and is a violation of copyright laws.

Clipart, Graphics and Font Provided by:

www.mycutegraphics.com

<http://www.kellyskindergarten.com/picturecards/picturecards.htm.com>

<http://goqr.me/>

www.digitalpapercraft.com

http://www.teacherfiles.com/clip_art_us_money.htm

<http://www.teacherspayteachers.com/Store/Anita-Goodwin>



Please check out my blog or store at:

campwewannalearnalot.blogspot.com

www.teacherspayteachers.com/store/DanielleCollins

For more resources & freebies